


2011

DMV ANNUAL REPORT



Dave Heineman, Governor
Beverly Neth, Director



Dave Heineman
Governor

STATE OF NEBRASKA

DEPARTMENT OF MOTOR VEHICLES
Beverly Neth
Director

April 2012

The Department of Motor Vehicles Annual Report is published solely in electronic format. A downloadable copy of the Report, DMV related information, and all DMV forms are available at www.dmv.ne.gov. I encourage you to take the time to visit www.clickDMV.ne.gov the location of the growing number of on-line services.

The Report covers the period of January 1, 2011 to December 31, 2011. It contains an executive summary of the Department, specific accomplishments of the DMV divisions, and a wealth of statistical information concerning Nebraska's vehicles and drivers.

I want to thank Governor Heineman, the state legislators, county officials, members of our advisory boards and task forces, and our partner state agencies for their support. The success of the DMV depends upon the continued support of these individuals.

If you have any questions regarding the information provided in the Annual Report or would like additional information regarding the Department of Motor Vehicles, please feel free to contact us at (402) 471-3900.

Sincerely,

A handwritten signature in cursive script that reads "Beverly Neth".

Beverly Neth
Director

Table of Contents

Mission/Vision Station	4
Executive Summary	5
Administration Division	7
Legal Division.....	7
Administrative License Revocation (ALR) Statistics	9
Information Systems Division	10
Motor Carrier Services Division	11
Motor Carrier Services Statistics	12
Financial Responsibility Division	13
Financial Responsibility Statistics.....	15
Driver Licensing Services.....	16
Driver Licensing Services Statistics	18
Driver Licensing Services Document Types	19
NE Licensed Drivers by Type of License/Permit.....	20
Licensed Drivers by County.....	21
Driver and Vehicle Records Division	23
Driver and Vehicle Records Statistics.....	27
Total Vehicles Registered.....	28



Nebraska Department of Motor Vehicles

Mission Statement

To promote public safety through education and regulation of drivers and motor vehicles, and to collect revenues that provide resources for state and local government operations.

Vision Statement

Exceptional service delivered by knowledgeable people with integrity, enthusiasm and respect.

NEBRASKA DEPARTMENT OF MOTOR VEHICLES
Executive Summary

The Nebraska Department of Motor Vehicles is composed of seven divisions.

Administration houses the office of the director and oversees the operations of the other six divisions, which includes 190 employees and an annual budget of \$25.4 million for FY11-12. Administration includes the deputy director, budget and human resources officers and support staff. The director serves as the chairperson of the Motor Vehicle Industry Licensing Board.

Beverly Neth, Director
Patricia Phillips, Deputy Director

Gary Ryken, Account and Finance Manager
Arnita Endacott, Personnel Manager

Driver and Vehicle Records (DVR): (Betty Johnson, Administrator)

DVR is responsible for the administration of the statewide Vehicle Titling and Registration System (VTR). VTR is used by all 93 counties for the titling and registration of Nebraska's over 2.2 million motor vehicles. VTR is also the system through which all motor vehicle taxes, motor vehicle fees, motor vehicle registration fees, sales tax, wheel tax and other assorted fees are collected. The division is responsible for the state's license plate program, including the budget, inventory control of the 60 types of license plates throughout all 93 counties, and the message and specialty plate programs. The division also administers over 106,000 handicapped parking permits. The division maintains the Motor Vehicle Insurance Database.

DVR is also responsible for the database that maintains the records of 1.4 million licensed drivers and state ID card holders and the Digital Driver License System used by the counties to issue documents. The DVR Help Desk provides technology and business support for county officials and the general public. DVR also houses a Fraud Unit that investigates identity theft, driver license fraud, and title and odometer fraud.

Driver Licensing Services: (Sara O'Rourke, Administrator)

Driver Licensing Services is responsible for ensuring that individuals meet Nebraska's licensing standards and requirements for issuance of driver permits, licenses and State ID Cards. The division utilizes several systems to effectively administer its programs: the Interactive Driver License System, the Digital Driver License System, Automated Testing System and the CDL 3rd Party Tester Database.

The division certified Driver Training Schools, Driver Safety Schools and Commercial Driver License (CDL) Third Party Testers and Examiners. Driver Training Schools and CDL Third Party Testers are audited annually. During 2011, 51 Driver Safety Schools were audited. There are 97 exam offices and 100 employees located throughout the State who assist individuals obtain nine different types of permits and six types of licenses and State ID cards. Thirteen of the 97 offices are open five days a week. Approximately 522,177 applicants for driver licenses and identification cards are processed each year in the offices. An additional 52,304 were processed via our online driver licensing system.

Motor Carrier Services (MCS): (Cathy Beedle, Administrator)

MCS administers a variety of programs relating to the trucking industry, including the International Registration Plan (IRP) that collects and distributes registration fees between member states (48 States, the District of Columbia and 10 Canadian Provinces). In 2011, the division collected over \$77 million total IRP fees, (retained \$30 million in Nebraska) and distributed the balance of \$47 million to other IRP jurisdictions.

MCS administers the International Fuel Tax Agreement (IFTA) that requires the equitable distribution of fuel tax between member states (48 States, District of Columbia and 10 Provinces). In 2011, the division collected over \$11 million in fuel tax revenues -- retained \$4.1 million in Nebraska and distributed \$7.1 million to other IFTA jurisdictions

The MCS division continues to be a participant in the Unified Carrier Registration (UCR). For 2011, MCS satisfied their UCR entitlement and collected \$742,000 for the State, while providing another \$1 million to the UCR depository for distribution to other states.

MCS issues certificates of titles for apportioned vehicles and audits IRP and IFTA returns.

Legal Division: (Noelie Sherdon, Administrator)

Primary duties of the legal division involve administrative hearings, management of the Administrative License Revocation (ALR) program, legal advice, rules and regulations, legal documents, manufacturer's warranty duties, fifteen-year license revocation reprieves, claims board, and the health advisory board. Legal's largest program is conducting hearings for administrative license revocation. In 2011, the ALR program helped to reduce Nebraska's human and economic consequences of motor vehicle crashes by affirming the administrative revocation of 9,758 drunk drivers.

Financial Responsibility (FR): (Kathy Van Brocklin, Manager)

The Financial Responsibility Division identifies those individuals who do not drive safely and assists them in becoming safe drivers. FR denies driving privileges via disqualification (CDL licenses), suspension or revocation of driver licenses to those who cannot or will not drive safely, and subsequently reinstatement of the driver licenses. In 2011, the division revoked/suspended the driver licenses of 63,968 individuals, reinstated 57,682 driver licenses, and recorded 186,765 traffic violation convictions to driving records. FR staff responded to 84,839 phone inquiries. The Division had 22,951 reinstatements on-line versus 9,604 over-the-counter reinstatements. FR is the point of contact for issuance of employment drive and medical hardship permits, as well as ignition interlock restricted licenses. The division also aids in the collection of traffic fines and child support order payments.

Information Systems Division (IS): (Keith Dey, Manager)

Responsible for the development, installation, maintenance and support of all DMV related business applications. IS expanded the document imaging system, on-line services, DMV website, administrative support to DMV's main office computer systems (hardware and software), and updated the recall process for drivers and the medical certification process for commercial drivers.

ADMINISTRATION DIVISION

The Administration Division is the support services office for the Department of Motor Vehicles. The division includes the director, deputy director, accounting and finance manager, human resources manager and support staff. Functions in the Administration Division provide overall assistance to the operations of all sections within the Department of Motor Vehicles. The director also serves as the chairperson of the Motor Vehicle Industry Licensing board.

LEGAL DIVISION

The Legal Division performs a variety of tasks within the Department of Motor Vehicles. Primary duties involve administrative hearings, legal advice, legislation, rules and regulations, legal documents, STOP program certification, Ignition Interlock provider certification, defensive driving class certification and administrative license revocation program, manufacturer's warranty duties, fifteen-year license revocation reprieves, claims board and the health advisory board.

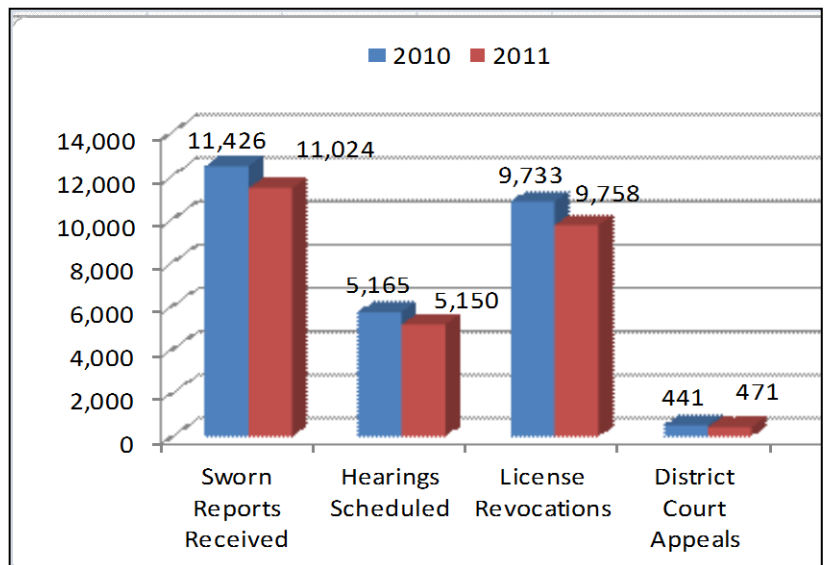
Administrative Hearings

All administrative hearings for the Department are conducted by the Legal Division. Hearings are held for commercial driver license issues such as disqualifications, third party testers and commercial driver instructors; financial issues involving bankruptcies and self-insurance; and issues relating to Motor Carrier Services, such as protests under the International Registration Plan (IRP) and the International Fuel Tax Agreement (IFTA); and motor vehicle tax objections. The Legal Division also provides regular ALR training presentations at the Grand Island Law Enforcement Training Center and Omaha Police Academy.

The majority of hearings are for Administrative License Revocations. Law enforcement members have the authority to take the license of a driver who refuses or fails a chemical test. The motorist may contest the automatic revocation by petitioning for a hearing. The Department holds a hearing to decide the merit of the driver's claim. In 2011, there were 11,024 sworn reports received, 5,150 hearings scheduled and 9,758 licenses revoked. Motorists may appeal the DMV decision to the District Court. The Legal Division processed 471 District Court appeals during 2011.

Rules and Regulations, Contracts, Legal Documents

Rules and Regulations are developed through the Legal Division. New and revised rules and regulations are initiated by changes in statutes, require a public hearing and are reviewed and approved by the Attorney General and the Governor. In 2011, four sets of rules and regulations were promulgated and six hearings were held.



The Legal Division works with other DMV divisions, the public and other agencies to develop these rules and regulations. In addition, the Legal Division reviews and drafts contracts and other legal documents involving other agencies, outside companies and the public.

Fifteen-Year License Revocation Reprives

A person whose license has been revoked for 15 years may file an application for reinstatement after seven years of the revocation have passed. The Legal Division reviews each application and prepares a written recommendation for the Director to provide to the Board of Pardons. In 2011, 35 applications were processed; 16 were granted reprives.

Manufacturer’s Warranty Duties (Lemon Law)

The Legal Division provides lemon law information to interested consumers. Staff answers telephone inquiries and provides information on the Internet and through brochures. Nebraska is a founding member of the International Association of Lemon Law Administrators, which was organized to facilitate the flow of lemon law information across all jurisdictions on behalf of consumers. Nebraska’s lemon law requires manufacturers to make a new vehicle conform to the vehicle’s written warranty through either an informal settlement with a consumer or in response to a lawsuit in state court by a consumer.

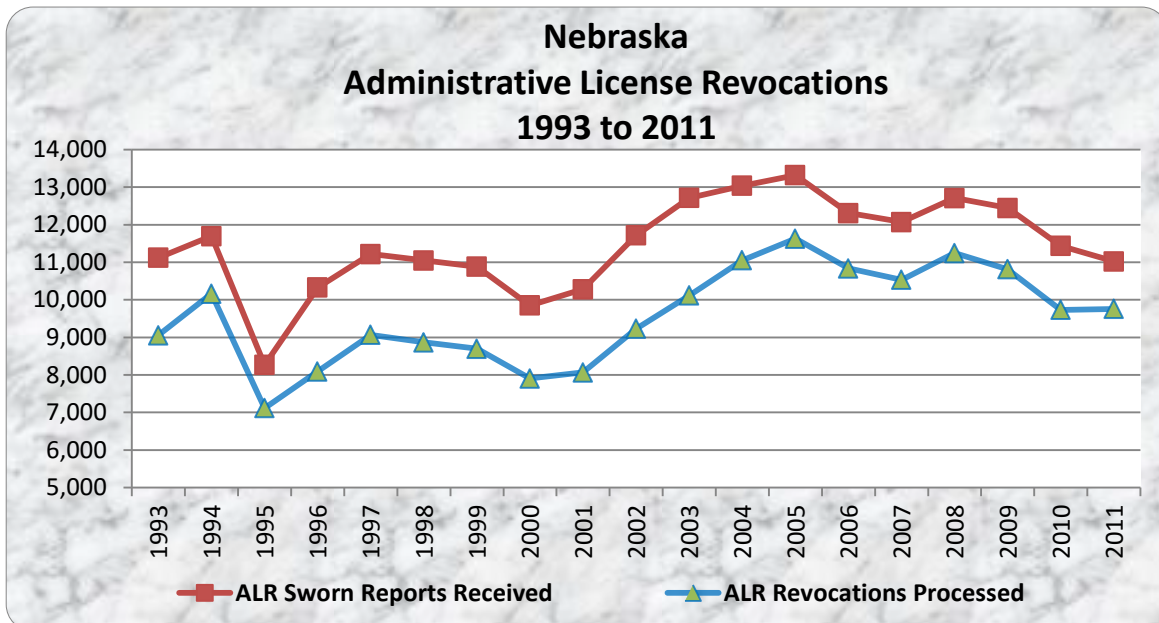
Claims Board

All claims filed against the Department of Motor Vehicles are handled by a staff attorney representing the DMV before the Claims Board. The staff attorney coordinates the agency’s response to the claim and any arguments made to the Claims Board.

Other Boards and Councils

When necessary, the Health Advisory Board, composed of medical specialists, is called to make a careful medical review and evaluation to determine whether a person is physically or mentally qualified to hold a driver license. A staff attorney is present at the board meetings.

A staff attorney handles protests under the International Registration Plan (IRP) and the International Fuel Tax Agreement (IFTA). A member of the Legal Division is designated to attend Federal Bankruptcy Court whenever hearings may be necessary to protest taxes or fees owed to the Department.



Nebraska Administrative License Revocation (ALR) Statistics

Year	DUI Arrests Reported	ALR Sworn Reports Received	* % of Sworn Reports Received Compared to Arrests	Petitions for Hearing Received	** % of Sworn Reports Received Petitioning for Hearing	Hearings Scheduled	Dismissals/ All Reasons	*** % of Dismissals	ALR 1 Year Refusal	ALR 90 Day	ALR 1 Year	# Total ALR Revocations	^ % of Sworn Reports Received Resulting in Revocation	Appeals Filed in District Court	% of Appeals/ ALR Revocations	Average Blood Alcohol Content
1993	12,140	11,122	91.6%	3,363	30.2%	2,973	680	6.1%	918	7,896	240	9,054	81.4%	N/A	N/A	0.174
1994	12,930	11,696	90.5%	3,895	33.3%	3,568	844	7.2%	1,084	8,265	813	10,162	86.9%	N/A	N/A	0.171
1995	12,841	8,268	64.4%	3,054	36.9%	3,014	920	11.1%	835	5,433	848	7,116	86.1%	N/A	N/A	0.172
1996	12,763	10,330	80.9%	3,231	31.3%	3,138	951	9.2%	865	6,047	1,179	8,091	78.3%	217	2.7%	0.174
1997	13,119	11,217	85.5%	3,971	35.4%	3,698	1,685	15.0%	985	6,497	1,586	9,068	80.8%	N/A	N/A	0.170
1998	13,439	11,048	82.2%	4,066	36.8%	3,748	1,577	14.3%	914	6,245	1,710	8,869	80.3%	N/A	N/A	0.169
1999	13,422	10,881	81.1%	4,336	39.8%	4,026	1,725	15.9%	897	6,072	1,727	8,696	79.9%	N/A	N/A	0.168
2000	11,948	9,852	82.5%	3,958	40.2%	3,650	1,660	16.8%	834	5,268	1,802	7,904	80.2%	N/A	N/A	0.169
2001	12,166	10,283	84.5%	4,196	40.8%	3,883	1,675	16.3%	746	5,521	1,798	8,065	78.4%	387	4.8%	0.164
2002	13,154	11,718	89.1%	5,152	44.0%	4,799	2,061	17.6%	780	6,479	1,972	9,231	78.8%	430	4.7%	0.159
2003	13,415	12,715	94.8%	5,744	45.2%	5,277	2,418	19.0%	811	7,052	2,253	10,116	79.6%	405	4.0%	0.156
2004	14,093	13,038	92.5%	6,209	47.6%	5,518	2,414	18.5%	862	7,642	2,550	11,054	84.8%	416	3.8%	0.157
2005	14,525	13,321	91.7%	6,581	49.4%	6,040	2,245	16.9%	872	7,968	2,789	11,629	87.3%	436	3.7%	0.160
2006	13,421	12,310	91.7%	6,097	49.5%	5,581	2,107	17.1%	881	7,401	2,555	10,837	88.0%	448	4.1%	0.158
2007	13,437	12,069	89.8%	5,454	45.2%	5,217	1,968	16.3%	907	7,267	2,357	10,531	87.3%	518	4.9%	0.159
2008	13,660	12,712	93.1%	6,139	48.3%	5,624	1,905	15.0%	926	7,555	2,764	11,245	88.5%	594	5.3%	0.158
2009	13,399	12,444	92.9%	6,195	49.8%	5,730	2,170	17.4%	842	7,317	2,656	10,815	86.9%	524	4.8%	0.159
2010	12,399	11,435	92.2%	5,664	49.5%	5,165	1,836	16.1%	725	6,650	2,358	9,733	85.1%	441	4.5%	0.159
2011	N/A	11,024	N/A	5,421	49.2%	5,150	1,599	14.5%	749	6,695	2,314	9,758	88.5%	471	4.8%	0.160

January 1, 1993 - Administrative License Revocation (ALR) Law
 January 1, 1994 - .02 BAC (Zero Tolerance) Under 21 Drivers
 August 28, 1999 - Open Container Law
 September 1, 2001 - .08 BAC Law
 September 4, 2005 - .16 BAC Law
 July 14, 2006 - .15 BAC Law
 January 1, 2008 - Underage "Dram Shop" Law
 January 1, 2009 - Ignition Interlock Law
 January 1, 2012 - Enhanced Ignition Interlock Law


* ALR Sworn Reports Received / DUI Arrests Reported = Percent of Sworn Reports Received compared to Arrests
 ** Petitions for Hearing Received / ALR Sworn Reports Received = Percent of Sworn Reports Received Petitioning for Hearing
 *** Dismissal - All Reasons / ALR Sworn Reports = Percent of Dismissals
 # Total ALR Revocations Processed/Refusal, 90 Day, and 1 Year Enhanced; included Automatic Revocations and after Hearings.
 ^ Total ALR Revocations / ALR Sworn Reports Received = Percent of Sworn Reports Received Resulting in Revocation

NOTE:
 % of dismissals and % of revocations total more than 100% due to revocations dismissed pursuant to bypass [60-498.02(5)] and some dismissals on appeal.

Revocations are counted and percentage calculated on the last day of the month the revocation was ordered.

Dismissals are counted and percentage calculated 45 days after the last day of the month the revocation was ordered.

NA - Not Available



The Information Systems Division of the Department of Motor Vehicles provides the tools, expertise and support needed to develop more efficient methods to serve both our internal customers and the citizens of Nebraska.

To meet this goal the division has personnel who specialize in:

- The management of computer systems on the IBM AS/400, IBM Mainframe and Intel platforms.
- Ethernet and wireless networks.
- The development, installation and support of technical solutions and business applications.
- PC support, software installation and troubleshooting.
- Project management.

The focus of the DMV has been to provide customers with easy access to both services and data hosted by the DMV. DMV on-line services are provided through Nebraska.Gov (www.nebraska.gov), NCJIS (Nebraska Criminal Justice Information System) and to the customers of the Department of Motor Vehicles at www.clickdmv.ne.gov.

As the DMV moves towards more accessible services, coordination and cooperation with other state agencies and third-party vendors is critical. Digital technologies are being developed and implemented to maintain and improve the security of our personal identities while making our services and information easily accessible.

Major activities In 2011:

In addition to the regular enhancements, legislated modifications and maintenance of systems:

The IS Division expanded the use of the new enterprise document imaging system. The imaging system was expanded to include service to the Examining Division for both our in-house and field offices.

Application additions and enhancements were created to interface with federal systems to verify immigration status and US Passport validity. Major changes were also made to update the license recall process for all drivers and the medical certification process for commercial drivers.

The division enhanced the VTR (Vehicle Title and Registration) application to take advantage of forms management and is now capable of producing title applications, duplicate title applications, and Form-6 documents for vehicles and boats.

In partnership with the Intergovernmental Data Services Division of the OCIO (Office of the Chief Information Officer), the IS Division consolidated and relocated 28 county computer systems and 1 state system to a shared system located within the OCIO facility.

The IS Division began the refresh and update of the software and hardware for the AutoTest application used by the Examining Division and the enterprise document imaging application. Completion of these projects will be during the 1st quarter of 2012.

The IS Division converted the DMV to the Microsoft Forefront Enterprise Protection product.

**MOTOR CARRIER
SERVICES DIVISION**

The Division of Motor Carriers “One-Stop Shop” administers a variety of programs relating to the trucking industry:

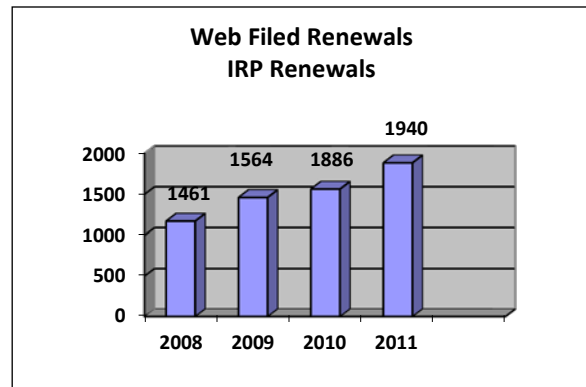
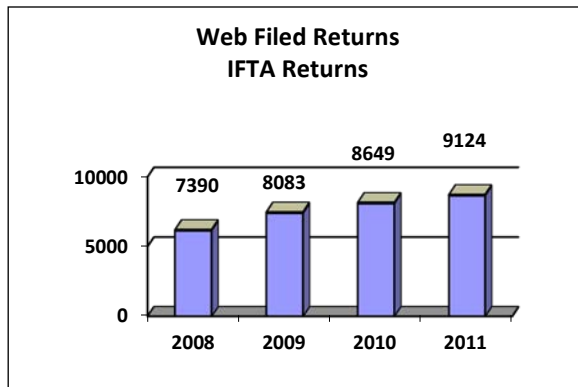
- The International Registration Plan (IRP), a vehicle registration program whose purpose is to collect and distribute registration fees between member states
- The International Fuel Tax Agreement (IFTA), an agreement between member states for the purpose of equitable distribution of fuel tax
- The Unified Carrier Registration (UCR) program. All motor carriers, motor private carriers, brokers and freight forwarders are required to pay UCR fees annually
- The issuance of certificates of title, noting of liens and collection of sales tax and tire fee for apportioned vehicles
- The auditing of motor carrier fuel and mileage records, in accordance with the IRP and IFTA agreements

Major activities in 2011:

Three employees retired from the Division during 2011. Their combined years of experience service totaled nearly 93 years! Because of increased efficiencies, only two employees were replaced, both in the audit section.

The division began using the email blast services of “gov.delivery” to notify taxpayers of their quarterly IFTA tax return deadlines. We hope to be able to reduce the cost of tax return mailings by increased use of email notifications in the future.

The division continues to work closely with our Federal partners at FMCSA in several areas, including the Commercial Vehicles Information Systems and Networks (CVISN) project and the Performance Registration Information System Management (PRISM) project. The MCS division also continues to see increased usage of on-line filing options.



Motor Carrier Services Statistics – 2011

Nebraska Based Carriers	
IRP Carriers	3,998
IRP Fleets	4,091
IFTA Carriers	4,113
UCR Carriers	6,915
Nebraska Based Vehicles	
Power Units	36,174
Trailer Units	73,167
Total Power/Trailer Units	109,341
Nebraska Based Carriers Field Audits	
IRP	179
IFTA	143
Audits Processed from other Jurisdictions	5,701
Titles Issued for Apportioned Vehicles	17,629
Liens Noted	5,374
Total IFTA Decals Issued	48,505
International Registration Plan	
Fees & Refunds Distributed to other IRP States	\$46,883,271
Nebraska IRP Fees to Highway Trust Fund & MV Tax Fund	\$30,181,926
Total IRP Fees Collected	\$77,065,197
International Fuel Tax Agreement	
Taxable Gallons	285,478,810
Tax Paid Gallons Paid at Nebraska Retail Outlets	272,291,652
Net Gallons (calculated)	13,277,158
Tax Distributed to other IFTA States	\$7,147,098
Nebraska Tax Collected on Returns	\$4,131,981
Total Tax Collected through the IFTA Program	\$11,274,109
Total Fuel Tax Paid by IFTA Carriers (calculated)	\$75,223,666
285,478,810 x average tax rate (.2635)	
UCR Fees (Unified Carrier Registration)	
Fees Distributed to other UCR States	\$1,049,457
Nebraska Fees to General Fund	\$741,974
Total UCR Fees Collected	\$1,791,431
Total MCS Fees and Tax Collection	
Fees Distributed to Highway Trust Fund & MV Tax Fund	\$34,313,907
Fees Distributed to the General Fund	\$741,974
Fees & Refunds Distributed to other States	\$55,079,826
Total MCS Fees and Taxes Collected	\$90,135,707
IRP on-line Filings	
Renewal filings	1,940
Temporary Registrations	59,277
IFTA on-line Filings	
4th Quarter Return 2008	2,311
1st Quarter Return 2009	2,177
2nd Quarter Return 2009	2,314
3rd Quarter Return 2009	2,322
Total Returns Filed Via the Web	9,124

**FINANCIAL
RESPONSIBILITY DIVISION**

The goal of the Financial Responsibility Division is to identify those individuals who do not drive safely, to assist individuals in becoming safe drivers, or to deny driving privileges to those who cannot or will not drive safely, and aid the courts in collecting traffic violation fines and support order payments.

Major Activities in 2011:

Legislative Changes:

LB 667:

- Changes provisions relating to ignition interlock permits. Effective January 1, 2012, individuals who are first time Administrative License Revocation offenders, and who do not petition for an administrative hearing, may continue to drive with restrictions by installing an ignition interlock system and obtaining an ignition interlock permit. Individuals who are subsequent offenders and do not petition for a hearing will also be eligible to drive with the ignition interlock restrictions after a 45 day no-drive time. First and subsequent offenders who refuse to submit to a substance abuse test will have a 90 day no-drive time before they are eligible to drive with ignition interlock restrictions.
- If the driver is convicted of violating his/her ignition interlock restriction by tampering, circumventing or operating without ignition interlock device, the Administrative License Revocation period and ignition interlock restricted driving is extended for 6 months.
- If a driver decides to petition for an ALR hearing, the ignition interlock restricted driving is not allowed unless ordered by the court for the driving under the influence conviction.
- An employment drive permit is no longer available to individuals that are ALR offenders.
- If provided in the court order, ignition interlock restricted driving is now available for individuals convicted of driving under the influence related Motor Vehicle Homicides.

LB 675:

- Created a new criminal offense for drivers that have already been convicted of felony drunk driving, and are convicted of driving a vehicle with a B.A.C. of .02 and over.

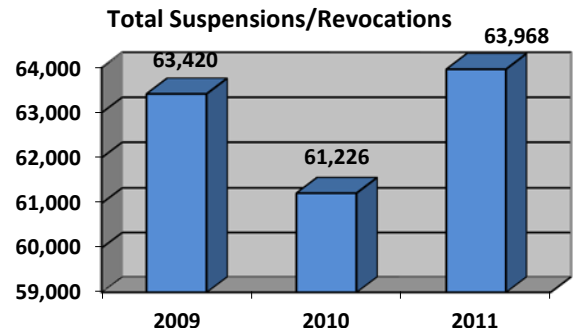
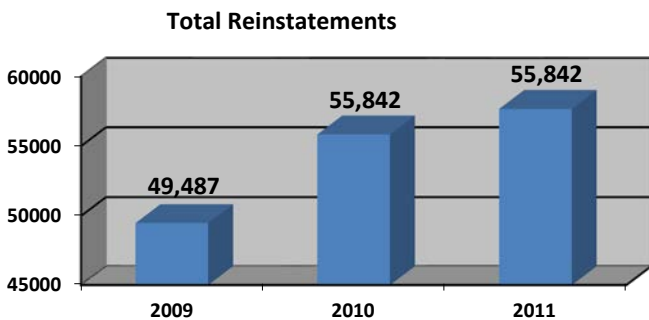
All legislative changes required updates to the ignition interlock and employment drive permit and other general computer applications.

• Customer Service:

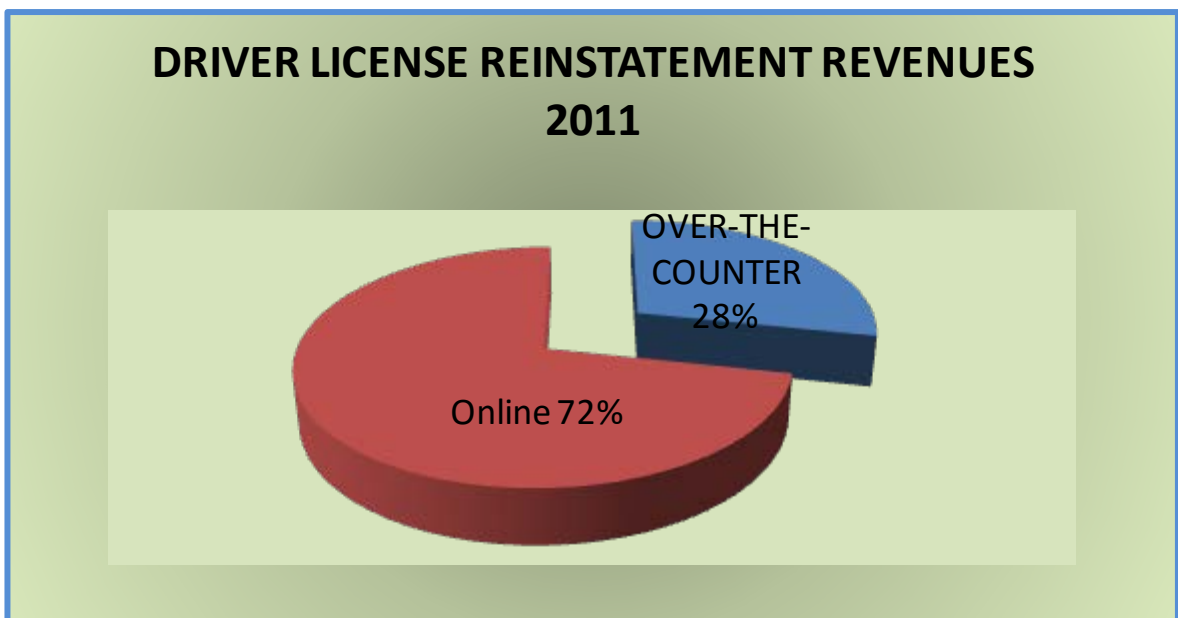
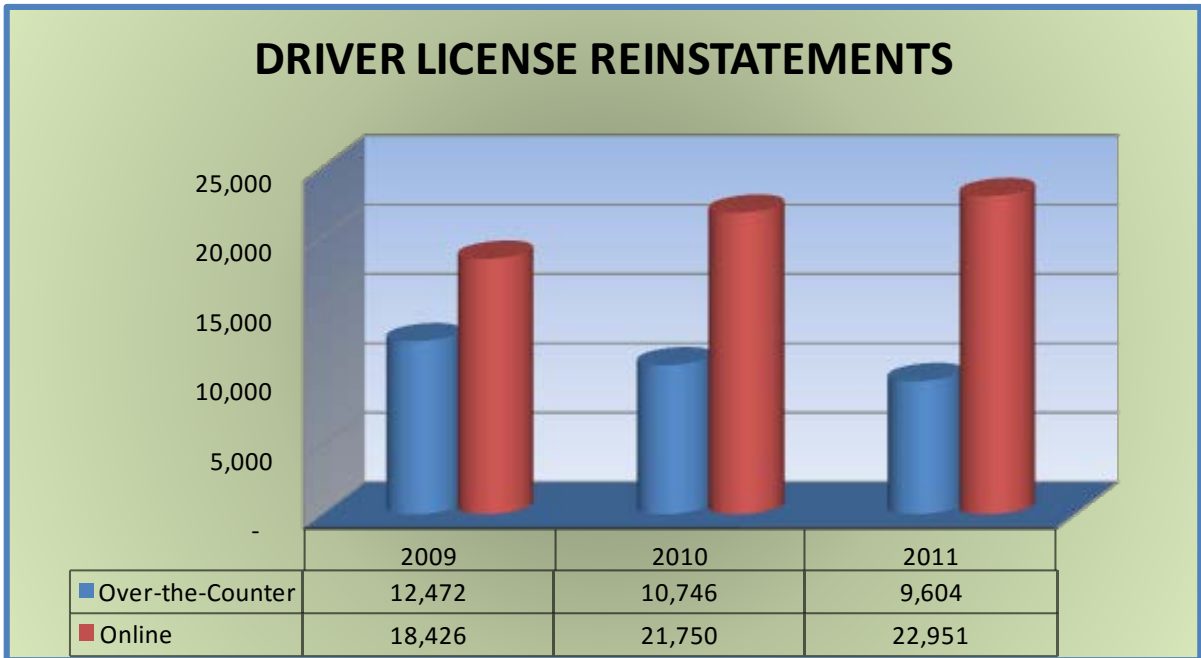
In 2011 the Financial Responsibility Staff responded to 84,839 phone inquiries.

Other activities involved in the achievement of our goals include:

- processing driver license suspensions, revocations, and reinstatements which includes data entry on computer work files
- updating drivers' traffic violation records
- responding to phone inquiries and walk-in customers.



Driver License Reinstatements 2011



Financial Responsibility Statistics 2011

<i>Traffic Violation Suspensions/Revocations</i>	
Court-Ordered Suspensions	12,556
Insurance Cancellation Suspensions	7,812
Failure to Comply with Traffic Citations Suspensions	17,279
Point Revocations	1,348
Administrative License Revocations (ALR)	9,758
Commercial Driver License (CDL) Disqualifications Revocations	932
No Proof Insurance Suspensions	5,285
Accident Suspensions	2,049
Violate Support Order	6,171
Underage 21 Driver Fail to Complete Driver Improvement Course	778
Total Suspensions/Revocations	63,968
<i>Traffic Violation Reinstatements</i>	
Court-Ordered Suspensions	11,357
Insurance Cancellations	7,197
Failure to Comply with Traffic Citations	17,252
Point Revocation	1,410
Administrative License Revocations (ALR)	8,529
Commercial Driver License (CDL) Disqualifications	906
No Proof Insurance	4,895
Accident	1,291
Support Order	4,083
Underage 21 Driver Fails to Complete Driver Improvement Course	762
Total Reinstatements	57,682
<i>Miscellaneous</i>	
Ignition Interlock Permits Issued	2,332
Employment Driving Permits Issued	596
Traffic Violation Convictions	186,765

DRIVER LICENSING SERVICES

The goal of Driver Licensing Services is to ensure that persons who meet Nebraska’s identification and licensing requirements are issued a permit, operator license or commercial driver license and that individuals who meet the identification requirements set forth in state statute are issued a State ID Card. It is our goal to provide quality service that is applied fairly and consistently to all applicants in a helpful and friendly manner.

Major activities in 2011:

Conduct Examinations

During 2011, Driving Licensing Staff processed 522,177 applicants in 97 exam stations statewide. This included new applicants (licensed individuals who moved to Nebraska from another state, individuals who had never been issued a license document before and individuals whose Nebraska license document had been expired over one year) and renewal applicants.

On-line Renewal

Eligible individuals can renew their Class O (car), Class M (motorcycle) licenses and State ID Cards on-line and obtain duplicates of the same.

2011 On-line Statistics:

License Renewals	48,762	License Duplicates	2,813
ID Card Renewals	593	ID Card Duplicates	136

Training Unit

The Training Unit developed 14 new on-line courses. A new training platform was introduced in September which required the previous 27 on-line courses to be converted to that format. There were 870 students enrolled in 2011 and 9,545 requests to use the various training modules throughout the year.

The Breath Alcohol Testing Program trained 223 individuals in 2011. These individuals represent city, county and state agencies including law enforcement, corrections, probation, military and others. This program was transitioned over to the State Patrol effective 12-31-11.

A total of 130 driver license examiners and 562 county treasurer staff completed the Fraudulent Document Recognition Level 1 training in 2011.

The unit also trained 27 newly hired driver license examiners in 2011.

Renewal Notices

Renewal notices are sent 90 days in advance of the expiration of a driver license or State ID Card. In 2011, the Department sent out 262,028 renewal notices. Of those, 76,240 (22%) of the applicants presented, as requested, a completed renewal notice to driver licensing staff, an action that greatly expedited the applicant’s time spent at the DMV.

Additional activities in the achievement of our goals/accomplishments include:

- Audited 42 CDL Third Party Testers (companies). Auditors also observed 51 skills tests being administered by third party examiners (42 overtly and 9 covertly). DMV certified that individuals who work for these companies are authorized to administer skills testing for applicants who desire a commercial driver license. The Federal Motor

Carrier Safety Administration requires the DMV to audit these companies each year. The audit consists of a review of paperwork and sample retesting of drivers that have previously passed.

- Audited 26 Driver Training Schools. Driver Training Schools teach individuals how to drive a motor vehicle. During each audit, the facilities of the school are inspected to make sure all requirements are met as outlined in the rules and regulations.
- Audited 51 DMV approved Driver Safety Courses; two schools were added and five schools dropped their certification. The Department currently has 149 DMV approved Driver Safety Courses. DMV certifies that instructors who work for these courses provide 20 hours of classroom training and 5 hours of behind the wheel training for individuals between the ages of 14-18. These instructors are also authorized to administer the DMV drive test upon completion of the course. The audit consists of a review of their paperwork and their DMV approved drive test route.
- The Nebraska Driver's Manual and written tests (English and Spanish versions) were updated with legislative changes from the previous year's legislative session.
- The interactive driver license practice test was updated with legislative changes from the previous year's legislative session. This interactive test can be found on the Department's website and assists individuals studying for the written driver license examination. The website is: www.dmv.ne.gov
- State statute allows physicians, law enforcement officers or individuals who are concerned about another individual's capability to operate a motor vehicle safely to request a re-examination of the individual. If the Department's investigation shows that a re-examination is warranted, the individual is required to appear before driver license staff on a specified date and time at a specific driver licensing office. During the re-examination, the applicant must present a medical and vision statement that meets the Department's minimum standards, and pass the written and drive tests. If the applicant is unable to meet the medical and vision minimum standards or pass the written or drive tests, his or her license is cancelled. In 2011, 403 applicants were re-examined. Of those applicants, 15% retained their license, 9% voluntarily surrendered their license and 76% had their license cancelled. A new Recall System was implemented September 2011. No statistic available from September-December.
- On June 6, 2011, the Nebraska DMV compared the residential addresses which reside on the driver licensing database against the U.S. Postal Service Change of Address database. The comparison was comprised of 5 year's worth of data from the U.S. Postal Service. The analysis revealed 127,351 applicants were identified as having changed their addresses through the U.S. Postal Service, but not at the DMV. Postcards were sent to these individuals informing them that State law requires individuals to change their address on licensing documents within 60 days of moving. Thirty-seven percent (46,276) of the individuals complied with the postcard request and changed their addresses. This comparison will be done annually and postcards will be sent to applicants who have not changed their addresses as required by state statute.

Driver Licensing Services Statistics

Total Applicants Tested in 2011 522,177

Note: Numbers represent applicants tested, not documents issued

Commercial Driver License (Class A, B & C)

Class A New	17,953
Class A Renewal.....	12,949
Class B New	6,364
Class B Renewal.....	3,312
Class C New	915
Class C Renewal	404

Restricted Commercial Driver License (Class B & C)

New	216
Renewal.....	34

Learner's Permit Commercial (LPC) 5,612

Seasonal Permits..... 367

Operator's License (Class O)

New	92,824
Renewal.....	172,517

Motorcycle License (Class M)

New	8
Renewal.....	0

Motorcycle Endorsement 32,162

Provisional Operator's Permits (POP)..... 23,985

State Identification Cards..... 47,844

Learner's Permits

Class O.....	51,622
Class M.....	3,336
School Permits.....	4,696

LPE (School Learner's Permit)..... 6,342

School Bus Permits 7,988

Farm Husbandry Permits (Tractor) 66

Miscellaneous

Reinstatements/cancellations	17,744
Recalls.....	436
Restriction/Endorsement/Change or Remove	6,300
Duplicate/Replacement Commercial Driver License	4,422
Out of State/Early Renewals	1,344
Corrections	415

2011 Driver Licensing Services Document Types

Document Type/Class	Min. Age	Renewal Times	& Information	Involved Issuance	Duplicate Issuance	Full Cost
Operator's License, Class O	17	Age 21, then every 5 yrs.	Must have held POP for 1yr, <3 pts on record	State/County	County	\$26.50 For 5 yr. license
Motorcycle License	17	Age 21, then every 5 yrs.	Must have held POP for 1yr, <3 pts. on record	State/County	County	\$26.50 For 5 yr. license
School Permit (SCP)	14	2 yrs.	Must have held LPE or LPD for 2 months Max age 16 and 3 months	State/County	County	\$10.50
Provisional Operator's Permit (POP)	16	None	Must have held LPE, SCP or LPD for 6 months < 3 pts on record Expires on 18 th birthday	State/County	County	\$17.50
Learner's Permit (LPD)	15	1 yr.		State/County	County	\$10.50
Learner's Permit (LPE)	14	3 mo.	Max age 16	State/County	County	\$10.50
Farm Husbandry Permit (Special)	13	3 yrs.	Max age 16	State	State	\$7.50
Farm Husbandry Permit (Temporary)	13	6 mos.	Max age 16	State	State	\$7.50
School Bus Permit	18	1 yr.	On birthday	State/County	State/County	\$7.50
Commercial Driver's License (CDL) Class B & C	18	21 st birthday, then every 5 years	Intrastate only, and must be eligible for operator's license.	State/County	State/County	\$57.50
Commercial Driver's License (CDL) Class A	18	21 st birthday, then every 5 years	Intrastate only	State/County	State/County	\$57.50
Commercial Driver's License (CDL) Class A,B,C	21	5 yrs.	Interstate	State/County	State/County	\$57.50
Restricted CDL (RCDL)	18	21 st birthday, then every 5 years	Must have possessed operator's license for at least 1 year prior to issuance.	State/County	State/County	\$57.50
Commercial Drivers License Permit (CDL)	18	6 mos.	Must be eligible for operator's license. 2 in 2 yrs.	State/County	State/County	\$12.50
Seasonal Permit	18	21 st birthday, then every 5 years	Must have possessed operator's license for at least 1 year prior to issuance.	State/County	State/County	\$12.50
State Identification Card	0	21 st birthday, then every 5 yrs		State/County	State/County	\$26.50
State Work Permit	16	6 mos.	Max 3 yrs.	State/County	State/County	\$47.50

The above are also available in "duplicate" format if lost.

Changes outside of renewal periods when turning in a document are considered "replacement" documents. Valid fields that can be changed include: name, address, height, weight, hair and eye color.

NEBRASKA LICENSED DRIVERS BY TYPE OF LICENSE/PERMIT - 2011

Age	Operator's License - Class O	Operator's License - Class O/ Motorcycle Class M	Motor-cycle License / Class M	Commercial Driver's License						Learner's Permit		School Learner's Permit / SCP	Provisional Operator's Permit / POP	Total Licensed Drivers	
				CDL A	CDL B	CDL C	CDL A & Class M	CDL B & Class M	CDL C & Class M	for School LPE	for POP, Class O & Class M & LPD				
14	0	0	0	0	0	0	0	0	0	0	660	0	1,138	0	1,798
15	0	0	0	0	0	0	0	0	0	0	39	10,198	3,242	0	13,479
16	0	2	0	0	0	0	0	0	0	0	0	6,081	0	14,424	20,507
17	1,160	51	0	0	0	0	0	0	0	0	0	2,726	0	18,139	22,076
18	18,648	202	0	39	6	0	5	1	0	0	0	1,555	0	0	20,456
19	21,534	378	2	108	35	0	14	4	0	0	0	752	0	0	22,827
20	23,036	587	1	196	61	1	37	4	0	0	0	571	0	0	24,494
21	21,376	660	0	277	52	1	51	9	1	0	0	528	0	0	22,955
22	22,497	849	0	373	91	0	74	18	0	0	0	422	0	0	24,324
23	23,614	935	0	424	121	14	122	25	0	0	0	381	0	0	25,636
24	24,707	1,123	0	553	162	12	130	24	0	0	0	338	0	0	27,049
25 to 29	119,012	5,655	1	3,783	1,103	139	885	184	16	0	0	1,307	0	0	132,085
30 to 34	107,049	5,926	1	4,799	1,303	165	1,221	251	21	0	0	751	0	0	121,487
35 to 39	90,521	5,936	1	5,043	1,434	148	1,383	333	16	0	0	491	0	0	105,306
40 to 44	91,394	7,240	2	5,439	1,669	169	1,705	369	25	0	0	416	0	0	108,428
45 to 49	97,001	8,629	3	6,403	1,973	227	2,261	489	41	0	0	297	0	0	117,324
50 to 54	104,192	9,815	0	7,213	2,233	294	2,760	577	48	0	0	287	0	0	127,419
55 to 59	98,507	8,616	2	6,385	2,006	259	2,184	538	47	0	0	177	0	0	118,721
60 to 64	87,535	6,077	0	5,034	1,584	225	1,465	351	42	0	0	109	0	0	102,422
65 to 69	63,946	3,370	1	3,379	1,013	156	724	155	18	0	0	69	0	0	72,831
70 to 74	48,764	1,655	0	1,931	641	73	375	72	14	0	0	24	0	0	53,549
75 to 79	40,446	985	0	1,084	297	47	146	30	1	0	0	8	0	0	43,044
80 to 84	32,354	488	0	335	129	7	30	4	1	0	0	8	0	0	33,356
85 to 89	19,828	186	0	75	14	6	6	2	0	0	0	11	0	0	20,128
90 to 94	6,154	33	0	7	1	0	0	0	0	0	0	0	0	0	6,195
95 to 99	1,006	7	0	0	0	0	0	0	0	0	0	0	0	0	1,013
100 & Over	78	0	0	0	0	0	0	0	0	0	0	0	0	0	78
Total	1,164,359	69,405	14	52,880	15,928	1,943	15,578	3,440	291	699	27,507	4,380	32,563	1,388,987	

2011 NEBRASKA LICENSED DRIVERS BY COUNTY
Including Licensed Drivers with Permits

County	Licensed Drivers	Licensed Drivers with Permits*	Total Licensed Drivers	County	Licensed Drivers	Licensed Drivers with Permits*	Total Licensed Drivers
Adams	22,510	1,121	23,631	Jefferson	5,967	297	6,264
Antelope	5,281	276	5,557	Johnson	3,358	158	3,516
Arthur	347	11	358	Kearney	4,987	273	5,260
Banner	533	28	561	Keith	6,713	291	7,004
Blaine	412	26	438	Keya Paha	657	32	689
Boone	4,367	244	4,611	Kimball	2,959	135	3,094
Box Butte	8,751	439	9,190	Knox	6,516	331	6,847
Boyd	1,692	81	1,773	Lancaster	201,779	9,492	211,271
Brown	2,546	136	2,682	Lincoln	27,410	1,390	28,800
Buffalo	32,916	1,668	34,584	Logan	605	28	633
Burt	5,634	275	5,909	Loup	526	24	550
Butler	6,468	345	6,813	Madison	25,019	1,213	26,232
Cass	19,378	1,035	20,413	McPherson	390	26	416
Cedar	6,822	400	7,222	Merrick	5,907	334	6,241
Chase	3,009	137	3,146	Morrill	3,846	157	4,003
Cherry	4,521	211	4,732	Nance	2,844	151	2,995
Cheyenne	8,092	327	8,419	Nemaha	5,297	229	5,526
Clay	4,929	289	5,218	Nuckolls	3,664	149	3,813
Colfax	6,650	343	6,993	Otoe	11,774	605	12,379
Cuming	6,951	396	7,347	Pawnee	2,203	114	2,317
Custer	8,705	446	9,151	Perkins	2,328	122	2,450
Dakota	14,183	805	14,988	Phelps	7,089	377	7,466
Dawes	6,270	336	6,606	Pierce	5,757	346	6,103
Dawson	17,132	1,035	18,167	Platte	24,285	1,330	25,615
Deuel	1,598	57	1,655	Polk	4,179	225	4,404
Dixon	4,404	261	4,665	Red Willow	8,382	424	8,806
Dodge	26,702	1,224	27,926	Richardson	6,642	300	6,942
Douglas	363,210	16,520	379,730	Rock	1,213	50	1,263
Dundy	1,568	80	1,648	Saline	9,367	498	9,865
Fillmore	4,670	233	4,903	Sarpy	115,901	6,247	122,148
Franklin	2,537	138	2,675	Saunders	15,708	903	16,611
Frontier	2,064	105	2,169	Scotts Bluff	27,909	1,229	29,138
Furnas	3,779	203	3,982	Seward	12,041	654	12,695
Gage	16,781	776	17,557	Sheridan	4,050	180	4,230
Garden	1,694	72	1,766	Sherman	2,405	108	2,513
Garfield	1,484	74	1,558	Sioux	991	50	1,041
Gosper	1,566	69	1,635	Stanton	4,601	265	4,866
Grant	549	26	575	Thayer	4,240	179	4,419
Greeley	1,881	85	1,966	Thomas	561	28	589
Hall	41,147	2,174	43,321	Thurston	3,960	160	4,120
Hamilton	7,339	458	7,797	Valley	3,387	161	3,548
Harlan	2,816	119	2,935	Washington	15,321	913	16,234
Hayes	788	46	834	Wayne	6,062	297	6,359
Hitchcock	2,346	101	2,447	Webster	2,889	151	3,040
Holt	8,298	426	8,724	Wheeler	647	41	688
Hooker	609	32	641	York	10,545	528	11,073
Howard	5,028	265	5,293	Total	1,323,838	65,149	1,388,987

*Includes all permits (LPE,LPD,SCH,POP)

Last Date Modified: 1/5/12

Nebraska School Permit Drivers by County 2011

County	Permits	County	Permits
Adams	85	Jefferson	44
Antelope	58	Johnson	26
Arthur	2	Kearney	37
Banner	5	Keith	34
Blaine	5	Keya Paha	8
Boone	58	Kimball	8
Box Butte	21	Knox	55
Boyd	19	Lancaster	252
Brown	9	Lincoln	126
Buffalo	99	Logan	6
Burt	42	Loup	2
Butler	68	Madison	73
Cass	126	McPherson	8
Cedar	70	Merrick	60
Chase	20	Morrill	24
Cherry	34	Nance	18
Cheyenne	32	Nemaha	24
Clay	44	Nuckolls	31
Colfax	24	Otoe	76
Cuming	66	Pawnee	20
Custer	65	Perkins	30
Dakota	53	Phelps	41
Dawes	23	Pierce	54
Dawson	81	Platte	121
Deuel	6	Polk	48
Dixon	42	Red Willow	36
Dodge	79	Richardson	33
Douglas	218	Rock	10
Dundy	11	Saline	44
Fillmore	38	Sarpy	229
Franklin	31	Saunders	143
Frontier	21	Scotts Bluff	90
Furnas	43	Seward	71
Gage	90	Sheridan	36
Garden	14	Sherman	16
Garfield	7	Sioux	9
Gosper	12	Stanton	46
Grant	4	Thayer	41
Greeley	13	Thomas	3
Hall	100	Thurston	28
Hamilton	74	Valley	24
Harlan	21	Washington	100
Hayes	11	Wayne	47
Hitchcock	20	Webster	22
Holt	54	Wheeler	13
Hooker	1	York	60
Howard	34	Total	4,380





The responsibilities of the Driver and Vehicle Records Division include:

- Updating and maintaining the Nebraska Traffic Safety Database
- Maintaining the Nebraska Vehicle Title and Registration Database
- Updating and maintaining the Nebraska Motor Vehicle Insurance Database
- Managing the Electronic Lien and Title Program (ELT)
- Updating and maintaining the provider and participating lender list for use in the ELT program
- Approval and issuance of specialty license plates
- Providing prompt, reliable and accurate vehicle and driver information
- Ensuring that all standards are met in the driver license, title and registration, and handicapped parking permit issuance processes
- Developing and supplying all related forms, plates, permits and applications
- Investigating fraudulent activities as they relate to driver license, title and registration issuance

Major activities in 2011:

- LB 650, effective January 1, 2011, included the title and registration of minitrucks and titling utility vehicles.
- LB 1030, effective January 1, 2011, modified the Revised Uniform Anatomical Gift Act. The changes that affect DMV include that an applicant for a permit/ID card that is under the age of 16 may not request the organ donation designation.
- LB 712, effective January 1, 2011, included the addition of the use of a transfer on death designation on the certificate of title. As part of the implementation, the certificate of title application form was redesigned.
- Portions of LB 215, effective March 11, 2011, were implemented that include the requirement for military personnel to renew their driver license through an examiner and elimination of the two duplicate limit for driver license documents.
- LB 241, effective February 23, 2011, modified the definition of a parts vehicle and created the Parts Vehicle Bill of Sale.
- New plates were distributed to all vehicle owners during 2011. This required the production and distribution of approximately 4.7 million license plates.
- Portions of LB 163, effective August 27, 2011 and October 1, 2011, that includes the issuance of a second permit to handicapped individuals, a limit of two duplicates per permit, and increasing the expiration cycle of a permanent handicapped permit from three to six years were implemented. Activities also began in preparation for a new permit system that will provide for access to Nebraska licensed medical professionals.
- Activities began for the implementation of portions of LB 178 that include incorporating CDL medical information into the driving record and adding a new restriction onto the CDL documents.

- Activities were completed for implementation of LB 289, effective January 1, 2012. The implementation included the title and registration of low speed vehicles and the collection of a \$75 fee at time of registration of vehicles powered by an alternative fuel.
- In cooperation with the Nebraska New Car and Truck Dealers and Nebraska Independent Auto Dealers Associations, DMV conducted five title training sessions for licensed dealers across the state. Approximately 450 individuals attended the training. DMV also provided title training to the County Treasurers as part of their Workshop and Convention activities.
- The declaration statement, required as part of the driver license document issuance process, was incorporated into the electronic signature capture tablet. In addition, the issuance certificates printed at the county level were incorporated into the auto import process available in the DMV's document imaging system. These changes provided for the elimination of mailing the documents to the DMV and the back-end scanning process.
- Activities were completed for modification of the Insurance Database reporting requirements. Effective January 1, 2012, insurance companies required to report to the Insurance Database are required to report bi-monthly.
- Availability of the DMV Titling Manual was added to the DMV website for use by all interested persons, dealerships, etc.
- The Creighton University organizational license plate was approved and offered to the public for sale. The Creighton University license plate was the first approved under the organizational license plate process.
- During the course of 2011, the DVR Division incorporated document imaging into the driver license related processes which has taken the place of microfilming.
- Approximately 400 investigative cases of fraudulent activity were opened and actively investigated. These cases include those identified through the current Facial Recognition System (FRS) processes and through a "scrub" of the historical images contained in the database of images captured since February 2003.
- The DVR Fraud Unit has taken the lead on the development of a statewide Identity Theft Task Force. Currently, the Task Force is comprised of representatives from the Fraud Unit and the Nebraska State Patrol.
- The DVR Fraud Unit is utilizing the service of ex-law enforcement officers employed in temporary positions to evaluate the historical images identified through the scrub that was completed to determine if an investigation is warranted. The service of these individuals is being funded by a Federal grant.

Additional activities in the achievement of our goals/accomplishments include:

- Approve and maintain list of self-insured companies in Nebraska.
- Approve providers and participating lenders for the ELT program.
- Compile, maintain and provide a list of lenders for the use in the lien notation process at the county level.
- Process license plate and validation decal orders for 93 counties.
- Complete requests for vehicle and driver records.
- Issue handicapped parking permits.

- Design, order and distribute forms used by county officials in the issuance of driver licenses, titles and registrations.
- Provide vehicle information concerning safety recall campaigns.
- Issuance of message, spirit, organizational, sample, repossession, amateur radio, ex-prisoner of war, Purple Heart, handicapped, Disabled American Veteran, Pearl Harbor survivor, transporter, boat dealer trailer, antique, and film vehicle license plates.
- Preparation, verification, scanning, and data entry of forms used in the driver license testing and issuance process from all 93 counties.
- Provide Help Desk assistance to County Treasurers and County Clerks in the issuance of driver licenses, titles and registrations.
- Provide assistance to the general public and law enforcement in driver license, title, registration and handicapped parking permit related areas.
- Maintain files on medical and vision rechecks and out-of-state citations.
- Transferring of information from and to other state DMV's.
- Provide clearance and military exemption information.
- Investigate and makes arrests of violations for alleged fraudulent practices relating to identity theft and motor vehicle related documents.
- Create and provide training to staff, agents, and other requesters for identity theft and motor vehicle related document authentication.



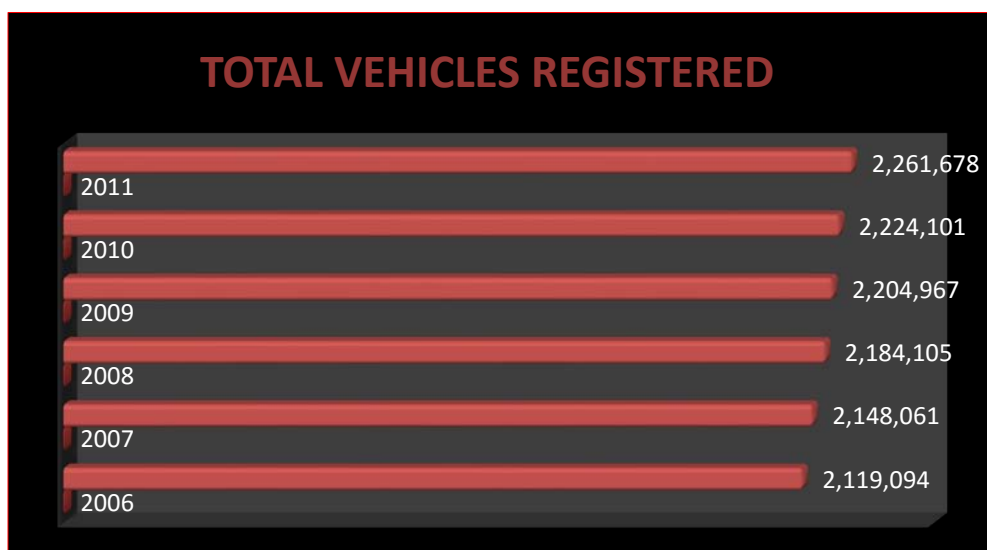
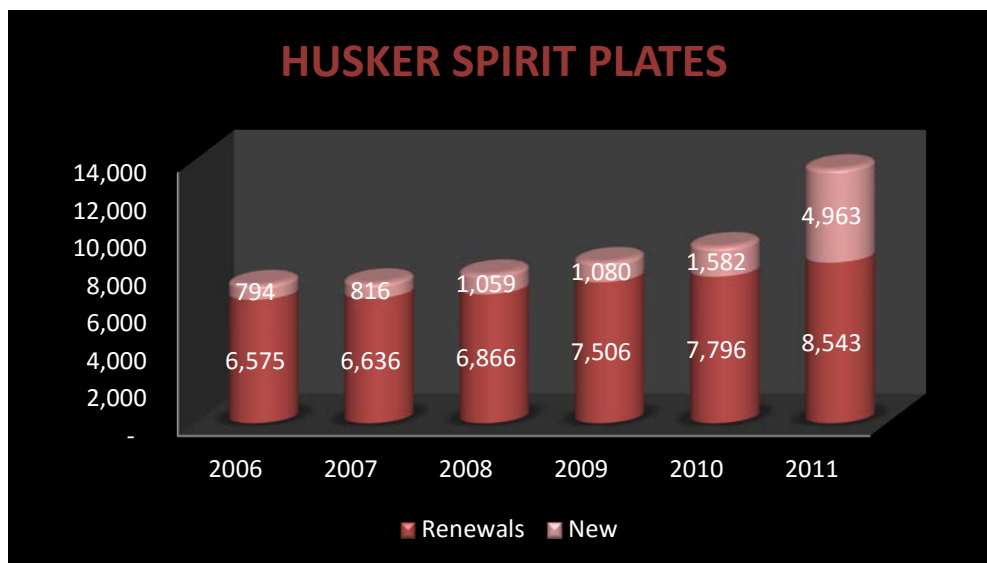
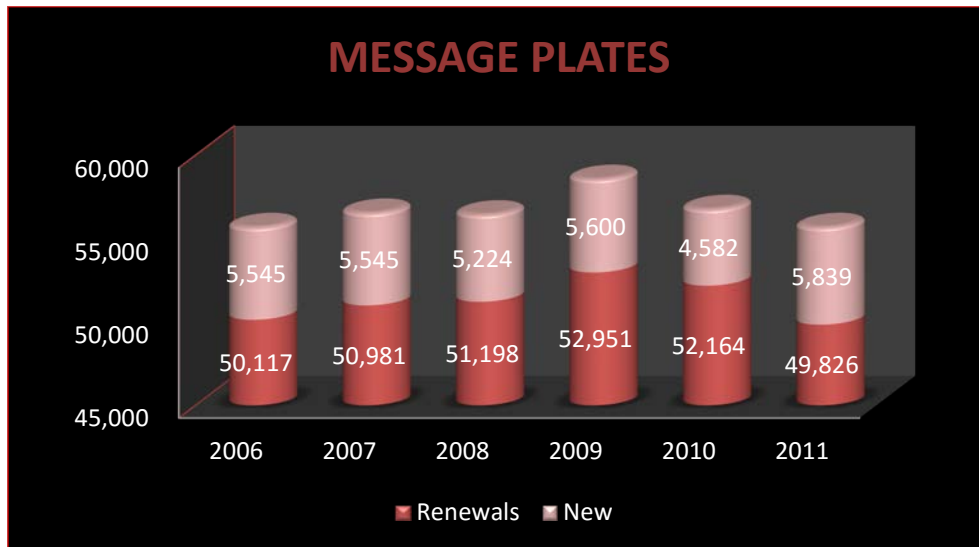
Get out of line and go ON line.



Renew your license plates
Order Specialty License plates
Reinstate your Driver License
Pay your IFTA and IRP fees

NEBRASKA.GOV

www.clickdmv.ne.gov



DRIVER AND VEHICLE RECORD STATISTICS – 2011

Driver Licenses Issued		290,253
Driver Permits Issued		65,390
Identification Cards Issued		32,171
Duplicate/Replacement Licenses/Permits Issued		101,255
TOTAL Driver License/Permits/ID Cards Issued		489,069
Driving Records Processed through DMV		15,795
Driving Records Processed through Nebraska Online		959,159
TOTAL Driving Records Processed		974,954
Medical/Vision Recheck Notice Letters		1,167
Medical/Vision Recheck Cancel Warning Letters		287
Medical/Vision Recheck Licenses Cancelled		136
Surrendered Licenses Processed		14,589
Military Letters Processed		231
Monies received from the sale of vehicle record information – DMV		\$ 144,247.44
Monies received from the sale of vehicle record information – Nebraska Online		\$ 192,131.00
Monies received from driver record monitoring service		\$ 314,457.52
Monies received from driver header records		\$ 15,124.58
Message Plates Processed	New	5,839
	Renewal	49,826
Cornhusker Spirit Plates Processed	New	4,963
	Renewal	8,543
Gold Star Family Plates Processed	New	62
	Renewal	148
License Plates Issued	Sample License Plates	41
	Amateur Radio	101
	Ex-Prisoner of War	1
	Purple Heart	83
	Handicapped	1,979
	Handicapped Renewal	7,154
	Disabled American Veteran	263
Pearl Harbor	0	
Plates/ Registrations Issued	Repossession	65
	Transporter	1,569
	Boat Dealer Trailer	85
	Film Vehicle	0
Titles Issued	Bonded	291
	State	1,434
	Duplicate	45,958
	Corrected	5,694
	Statewide	630,986
	Titles Surrendered to Other States	19,657
	Titles Marked Junked	15,605
Liens	Liens Noted ¹	148,569
	Liens Noted – Participating Lenders ²	65,800
	Number of Participating Lenders as of 12/31/2011	564
	Total Number of Liens Noted (Total of 1 and 2)	214,369
Misc. Issued	Vehicle Identification Number Plates Issued	236
	Hull Identification Number Plates Issued	46
	Handicapped Permits Issued	39,413
Antique Plates/Registrations Issued	Motorcycle	51
	Motorcycle Vintage	11
	Regular	697
	Vintage	591
	TOTAL Antique Plates	1,350

**NEBRASKA
2011 VEHICLE REGISTRATION**

TOTAL VEHICLES REGISTERED IN 2011
2,261,678

PASSENGER		TRAILER	
Regular	1,077,842	Utility	166,371
Amateur Radio	1,266	Farm	69,936
Message	38,050	Fertilizer	22,729
Spirit	2,206	Commercial	27,791
Spirit Message	7,260	Pole & Reel	347
Gold Star	44	Non-Resident	248
Gold Star Message	72	Semi	6,213
Organizational	719	Message Commercial	18
Non-Resident	6,149	Spirit Message Commercial	6
Handicapped	7,285	Message Farm	2
Antique	12,302	Spirit Commercial	3
Vintage	3,102	Message Utility	10
Ex-Prisoner of War (ex-pow)	57	Spirit Message Utility	4
Pearl Harbor Survivor	6	Apportioned Trailer Units	73,167
Disabled American Veteran	1,028	TOTAL	366,845
Purple Heart	925	DEALER	
Thirty Day	61	Passenger	12,731
TOTAL	1,158,374	Personal Use	459
MOBILE HOME		Motorcycle	447
Recreational	32,934	Trailer	592
Self-Propelled	7,528	Snowmobile	10
Message Recreational	90	Boat Dealer Trailer	149
Message Self-Propelled	158	Repossession	119
Spirit Self-Propelled	7	Transporter	2,611
Spirit Message Recreational	6	TOTAL	17,118
Spirit Message Self-Propelled	30	TRUCK	
Gold Star Recreational	1	Commercial	347,579
TOTAL	40,754	Farm	157,286
BUS		Non-Resident Commercial	1,214
Non-Commercial	1,971	Local	678
School	968	Minitruck	140
Commercial	589	Message Commercial	10,585
Non-Resident	7	Spirit Commercial	572
Local	87	Spirit Message Commercial	1,989
TOTAL	3,622	Gold Star Commercial	16
GOVERNMENT		Gold Star Message Commercial	18
Municipal	14,787	Message Farm	1,858
County	11,195	Spirit Farm	54
State	10,061	Spirit Message Farm	290
School District	8,327	Gold Star Farm	1
Municipal Motorcycle	5	Gold Star Message Farm	1
County Motorcycle	3	Organizational Commercial	47
State Motorcycle	9	Organizational Farm	1
TOTAL	44,387	Special Mobile Equipment (SME)	1,086
MOTORCYCLE		Soil & Water	431
Regular	50,390	Farm Semi - Tractor/Trailer	11,968
Non-Resident	488	10% Reduction	216
Message	2,297	Apportioned Power Units	36,174
Spirit	9	TOTAL	572,204
Spirit Message	128	TAX EXEMPT	
Gold Star	5	TOTAL	3,772
Gold Star Message	6	SNOWMOBILE	
Antique	364	TOTAL	829
Handicapped	46		
Vintage	40		
TOTAL	53,773		

2011		PLATE TYPE																										10%
COUNTY	NO.	Pass- enger	Handi cap	MC Hand	Am. Radio	Mobile Home	Tax Exmpt	Messa- ge	Spirit	Org	PH Sur	Ex- POW	DAV	Ppl Hrt	Gold Star	Antiq.	Vin- tage	Motor- cycle	Snw- mobl	Comm	Apport- ioned	Farm	Farm Semi	Mni Trk	Local	Soil- Wtr	SME	10% Red.
ADAMS	14	18,008	148	1	21	860	215	1,097	275	3	-	-	19	18	1	40	-	976	3	7,318	-	2,142	221	3	20	5	7	-
ANTELOPE	26	4,343	21	-	11	318	9	215	42	-	-	-	6	6	-	21	-	338	12	1,965	-	2,598	287	8	3	7	21	-
ARTHUR	91	238	2	-	1	21	-	19	-	-	-	-	-	-	-	-	-	7	-	60	-	298	1	1	-	-	6	-
BANNER	85	429	1	-	-	35	-	15	4	-	-	-	2	-	-	-	-	24	-	85	-	643	48	-	-	-	9	-
BLAINE	86	269	3	-	-	36	-	14	2	-	-	-	-	-	-	-	-	9	-	51	-	423	-	-	-	-	4	3
BOONE	23	3,653	8	-	8	215	4	195	65	1	-	1	4	4	-	19	-	211	8	1,442	-	2,146	285	-	-	6	10	1
BOX BUTTE	65	6,977	50	-	3	488	24	286	89	-	-	5	1	1	47	-	665	5	3,762	-	1,952	120	-	14	-	7	7	
BOYD	63	1,372	7	-	2	97	4	37	7	-	-	-	1	-	-	9	-	123	-	450	-	922	1	1	-	1	-	-
BROWN	75	1,785	17	-	-	148	3	83	20	-	-	-	3	-	-	2	-	100	5	801	-	1,220	29	-	2	8	18	-
BUFFALO	9	26,664	191	3	29	1,183	153	1,365	357	7	1	-	34	32	3	58	-	1,481	10	11,256	-	3,370	311	4	8	-	68	21
BURT	31	4,188	28	-	5	228	2	319	46	1	-	2	6	3	-	17	-	321	14	1,906	-	1,579	216	2	3	5	-	-
BUTLER	25	5,687	26	-	5	287	6	315	56	1	-	1	3	10	1	28	-	297	3	2,177	-	2,520	231	5	2	10	1	-
CASS	20	15,660	112	2	24	1,117	41	1,079	195	2	-	-	23	14	4	30	-	1,100	23	6,841	-	2,090	149	-	3	10	9	-
CEDAR	13	5,412	25	-	3	318	7	116	43	2	-	-	2	5	1	14	-	278	36	2,066	-	2,680	206	1	1	3	14	-
CHASE	72	2,257	18	-	1	199	3	161	35	-	-	1	1	1	-	2	-	126	-	1,285	-	1,623	221	1	6	3	11	4
CHERRY	66	3,229	18	-	1	234	8	162	35	-	-	-	4	3	2	9	-	187	6	1,309	-	2,304	42	1	1	-	10	-
CHEYENNE	39	6,355	32	-	6	485	26	198	62	1	-	1	7	2	29	-	405	2	2,884	-	1,753	113	-	2	-	9	2	
CLAY	30	3,920	29	-	2	356	3	260	38	-	-	-	4	1	-	25	-	239	-	2,100	-	1,981	302	3	2	4	16	1
COLFAX	43	6,335	17	-	9	324	15	295	79	-	-	1	1	-	18	-	258	14	2,248	-	1,802	174	2	12	-	12	-	
CUMING	24	5,847	25	1	4	278	43	257	46	-	-	1	1	9	-	16	-	242	10	2,217	-	2,468	44	1	11	2	-	-
CUSTER	4	6,758	34	-	10	570	26	339	65	-	-	1	15	8	2	22	-	414	9	2,500	-	4,379	412	3	3	24	52	17
DAKOTA	70	12,261	102	-	11	398	-	282	111	-	-	1	1	10	-	-	-	490	63	4,206	-	705	97	1	1	-	4	-
DAWES	69	4,575	42	-	16	294	44	162	19	-	1	1	9	8	1	6	-	348	4	1,980	-	1,421	17	-	6	4	33	1
DAWSON	18	14,035	82	-	10	666	47	590	161	-	-	2	3	16	2	36	-	620	5	6,087	-	3,081	27	3	3	3	27	-
DEUEL	78	1,313	6	-	-	100	8	42	12	-	-	-	2	1	-	-	-	87	-	720	-	778	5	-	-	5	4	3
DIXON	35	3,825	26	-	2	217	6	173	25	-	-	-	2	-	-	8	-	180	9	1,392	-	1,266	129	2	1	-	13	-
DODGE	5	21,749	146	1	56	966	44	1,243	199	4	-	1	12	21	2	73	-	1,312	7	8,314	-	1,830	177	4	15	-	9	1
DOUGLAS	1	305,214	1,868	9	228	4,394	1,247	13,233	3,096	596	1	14	108	183	21	444	-	9,799	94	62,885	-	504	17	2	173	-	11	3
DUNDY	76	1,226	13	-	1	79	1	55	19	-	-	-	2	-	-	2	-	71	-	571	-	1,064	77	1	1	-	3	-
FILLMORE	34	3,654	34	-	2	255	4	225	45	1	-	-	15	6	1	31	-	238	2	1,845	-	2,010	297	6	18	2	61	-
FRANKLIN	50	2,013	25	-	-	133	2	82	28	-	-	-	5	2	-	15	-	88	-	821	-	1,654	157	-	-	4	-	-
FRONTIER	60	1,632	15	-	-	144	13	75	5	-	-	1	3	2	-	5	-	85	-	752	-	1,622	127	2	-	8	-	-
FURNSA	38	3,177	33	-	7	273	21	156	21	-	-	-	1	2	-	13	-	190	2	1,543	-	1,435	172	-	1	15	5	10
GAGE	3	13,376	82	2	12	790	70	622	186	-	-	-	18	13	2	89	-	542	42	5,947	-	3,099	186	-	11	18	18	-
GARDEN	77	1,293	12	-	2	83	-	56	4	-	-	-	2	2	-	6	-	69	6	553	-	936	23	-	2	-	1	2
GARFIELD	83	1,142	8	-	3	80	-	62	9	-	-	-	2	1	-	-	-	66	-	485	-	657	27	-	2	-	12	1
GOSPER	73	1,285	10	-	-	78	1	109	21	-	-	1	1	3	-	4	-	62	2	553	-	805	47	2	-	6	10	-
GRANT	92	319	3	-	-	31	1	24	1	-	-	-	-	-	-	-	-	10	-	143	-	395	5	-	-	6	-	-
GREELEY	62	1,611	6	-	2	81	2	72	11	-	-	1	1	2	3	5	-	83	1	627	-	1,065	85	1	-	26	-	10
HALL	8	34,403	206	-	32	1,349	128	1,678	394	4	-	1	22	19	5	93	-	1,771	4	13,983	-	2,363	369	1	28	9	35	1
HAMILTON	28	5,805	35	-	6	361	11	339	98	2	-	1	8	9	-	35	-	441	3	2,620	-	2,104	353	9	8	3	24	6
HARLAN	51	2,236	18	-	3	148	5	105	21	-	-	1	3	1	-	2	-	145	1	938	-	1,355	152	-	-	5	-	-
HAYES	79	619	2	-	1	35	1	12	7	-	-	-	1	-	-	-	-	21	-	138	-	953	75	1	-	-	7	-
HITCHCOCK	67	1,896	9	-	1	123	2	51	20	-	-	-	1	2	-	-	-	123	-	1,010	-	1,104	37	-	-	-	15	-
HOLT	36	6,465	25	1	9	448	44	281	84	1	-	1	2	10	3	11	-	371	41	2,504	-	3,640	126	11	2	2	24	62
HOOKER	93	543	2	-	1	32	3	10	1	-	-	-	1	-	-	-	-	15	-	217	-	332	-	-	1	1	9	-
HOWARD	49	4,130	24	-	1	290	1	258	35	1	-	2	7	-	31	-	206	12	1,744	-	1,846	146	1	8	18	1	-	
JEFFERSON	33	4,580	28	-	10	356	60	225	70	1	-	-	5	4	1	19	-	254	8	2,301	-	1,967	102	2	4	6	2	-
JOHNSON	57	2,816	15	-	1	159	2	117	28	-	-	-	1	1	22	-	124	2	1,188	-	1,089	39	-	-	7	4	-	
KEARNEY	52	4,121	37	1	9	293	31	224	55	-	-	-	2	7	1	23	-	260	1	1,899	-	1,846	307	-	-	9	9	-
KEITH	68	5,459	66	-	13	463	11	288	72	-	-	-	5	9	4	5	-	301	-	2,698	-	1,542	13	1	1	2	8	-
KEYA Paha	82	503	-	-	-	35	1	25	5	-	-	-	1	-	-	4	-	23	-	129	-	605	13	2	-	-	3	-
KIMBALL	71	2,277	21	-	2	186	-	110	20	-	-	-	1	2	2	1	-	118	1	1,041	-	896	85	2	-	-	46	-
KNOX	12	5,149	33	-	6	365	32	197	25	-	-	1	2	12	3	28	-	274	21	2,136	-	2,408	167	4	1	6	9	-
LANCASTER	2	158,955	1,008	11	282	3,882	390	8,357	2,114	23	-	7	177	125	15	1,072	-	6,738	55	40,267	-	3,177	180	4	119	4	9	1
LINCOLN	15	21,825	234	1	29	1,571	32	959	307	-	-	1	17	20	-	41	-	1,426	-	9,252	-	4,112	123	1	6	3	27	-
LOGAN	87	478	4	-	-	46	-	37	14	-	-	-	1	-	-	-	-	14	1	125	-	496	41	-	-	-	7	-
LOUP	88	432	6	-	1	40	-	24	2	-	-	-	3	24	2	2	-	17	-	133	-	430	6	2	-	2	-	3
MADISON	7	20,642	99	-	22	985	161	943	283	1	-	-	3	24	2	124	-	1,284	24	8,375	-	2,278	246	2	19	5	17	-
MCPHERSON	90	291	3	-	1	22	-	14	5	-	-	-	1	-	-	1	-	9	1	47	-	371	6	1	-	-	7	-
MERRICK	46	4,781	32	-	3	305	11	268	48	-	1	-	8	7	3	9	-	280	2	2,246	-	1,635	208	1	-	-	18	-
MORRILL	64	2,921	18	-	6	181	6	127	30	-	-	-	4	-														

COUNTY	NO.	NON-RESIDENT							TRAILER					DEALER						GOVERNMENT			2011 Total						
		Bus	Comm	Bus	MC	Pass.	30 Day	Ttr	Comm.	Utility	Farm	Semi	Fert-izer	Apport-ioned	Pole Reel	Pass-enger	Per-sonal	MC	Trailer	Trans-porter	Boat	Tfr		Repo	Snow-mobl	State	County	Muni- cipal	School District
ADAMS	14	87	-	-	-	-	3	-	896	3,033	1,016	309	638	-	4	244	6	11	17	-	-	-	-	-	-	176	336	198	38,375
ANTELOPE	26	-	2	-	-	-	-	-	209	1,422	1,101	112	342	-	1	37	2	-	-	-	-	-	-	-	-	123	144	97	13,823
ARTHUR	91	-	-	-	-	-	-	-	9	73	195	-	-	-	-	-	-	-	-	-	-	-	-	-	-	14	-	11	956
BANNER	85	-	-	-	-	-	-	-	14	84	338	3	-	-	-	-	-	-	-	-	-	-	-	-	-	30	-	18	1,782
BLAINE	86	-	-	-	-	-	-	-	11	28	290	-	-	-	-	3	1	-	-	-	-	-	-	-	-	29	1	29	1,206
BOONE	23	-	1	-	-	-	-	-	149	901	987	107	383	-	5	44	1	1	1	-	-	-	-	-	-	92	101	58	11,117
BOX BUTTE	65	11	1	-	-	1	1	-	285	1,790	823	32	251	-	2	38	4	-	-	-	-	-	-	-	-	100	153	53	18,048
BOYD	63	1	-	-	-	-	-	-	38	290	532	2	36	-	2	7	-	-	-	-	-	-	-	-	-	51	21	44	4,058
BROWN	75	2	-	-	-	-	-	-	140	621	624	19	154	-	6	37	2	-	2	-	-	-	-	-	-	90	67	15	6,023
BUFFALO	9	122	4	-	-	2	3	4	862	6,210	1,498	398	494	-	6	318	9	9	44	-	-	-	-	-	-	231	293	194	57,310
BURT	31	1	-	-	-	-	-	-	92	1,171	546	27	251	-	2	41	1	3	2	-	-	-	-	-	-	87	119	75	11,309
BUTLER	25	23	-	-	-	-	-	-	161	1,462	1,031	194	480	-	3	22	2	2	5	-	-	-	-	-	-	180	90	64	15,382
CASS	20	47	75	2	13	159	-	27	295	4,143	616	56	92	-	5	195	8	5	8	-	-	-	-	-	-	181	175	126	34,756
CEDAR	13	12	-	-	-	-	-	-	154	1,537	945	75	123	-	3	43	1	1	5	-	-	-	-	-	-	85	139	98	14,453
CHASE	72	-	-	-	-	1	-	-	112	903	776	61	371	-	-	53	-	1	5	-	-	-	-	-	-	81	92	69	8,484
CHERRY	66	20	1	-	-	-	-	-	120	987	1,591	20	-	-	2	37	2	3	4	-	-	-	-	-	-	233	68	37	10,690
CHEYENNE	39	11	4	-	-	1	-	-	139	1,823	504	30	78	-	5	73	4	7	6	-	-	-	-	-	-	120	163	103	15,445
CLAY	30	-	3	-	-	-	2	-	208	1,176	823	84	1,028	-	-	48	2	1	6	-	-	-	-	-	-	67	152	72	12,958
COLFAX	43	5	-	-	-	-	-	-	208	960	669	160	419	-	-	55	4	2	1	-	-	-	-	-	-	64	131	71	14,365
CUMING	24	2	-	-	-	-	-	-	261	1,390	971	32	260	-	4	48	1	-	4	-	-	-	-	-	-	41	111	65	14,713
CUSTER	4	1	3	-	-	-	-	-	403	1,669	2,207	100	307	-	12	56	1	1	7	-	-	-	-	-	-	222	157	121	20,930
DAKOTA	70	31	-	-	-	-	-	-	386	2,068	301	184	17	-	-	215	4	8	13	-	-	-	-	-	1	105	191	75	22,343
DAWES	69	8	-	-	-	1	-	-	143	1,131	745	15	1	-	2	135	6	7	9	-	-	-	-	-	1	130	128	41	11,495
DAWSON	18	9	-	-	-	-	-	-	798	3,433	1,513	21	505	-	-	171	1	2	10	-	-	-	-	-	-	172	283	158	32,582
DEUEL	78	-	-	-	-	1	-	-	58	405	340	-	293	-	-	1	-	-	-	-	-	-	-	-	-	36	51	26	4,297
DIXON	35	-	-	-	-	-	-	-	65	915	519	43	45	-	-	7	1	-	1	-	-	-	-	-	-	53	119	58	9,102
DODGE	5	60	-	-	-	5	-	1	476	3,989	658	114	345	-	2	410	21	20	31	-	-	-	-	-	-	83	471	144	43,016
DOUGLAS	1	1,704	78	-	44	530	15	13	2,897	17,275	103	295	1	52	4,434	104	118	90	-	-	-	-	-	8	47	1,255	2,253	884	436,344
DUNDY	76	-	-	-	-	1	-	-	67	286	480	6	6	-	5	7	-	-	-	-	-	-	-	-	-	59	33	44	4,180
FILLMORE	34	13	-	-	-	-	-	-	211	1,020	772	69	618	-	-	17	4	-	2	-	-	-	-	-	-	66	117	59	11,720
FRANKLIN	50	2	-	-	-	-	-	-	59	545	624	11	279	-	4	2	1	-	-	-	-	-	-	-	1	59	84	29	6,729
FRONTIER	60	-	-	-	-	-	-	-	58	555	734	30	128	-	2	1	-	-	-	-	-	-	-	-	-	86	28	67	6,179
FURNAS	38	-	-	-	-	-	-	-	217	1,080	603	27	531	-	2	58	1	2	5	-	-	-	-	-	-	86	135	94	9,918
GAGE	3	54	2	-	-	1	-	4	516	2,857	986	96	298	-	5	205	13	5	16	-	-	-	-	-	-	149	273	182	30,787
GARDEN	77	5	-	-	-	-	-	-	32	451	496	18	91	-	-	3	-	-	1	-	-	-	-	-	-	100	10	17	4,276
GARFIELD	83	6	-	-	-	-	-	-	79	420	390	31	-	-	-	4	-	-	-	-	-	-	-	-	-	59	34	9	3,589
GOSPER	73	-	-	-	-	-	-	-	69	550	460	5	107	-	-	10	5	-	-	-	-	-	-	-	-	59	7	12	4,284
GRANT	92	-	-	-	-	-	-	-	21	176	228	7	-	-	2	1	-	-	3	-	-	-	-	-	-	45	5	14	1,440
GREELEY	62	2	-	-	-	-	-	-	86	354	552	57	115	-	1	4	-	-	-	-	-	-	-	-	-	72	60	52	5,050
HALL	8	138	10	-	1	6	1	2	1,124	5,928	904	409	986	-	26	638	19	30	30	-	-	-	-	-	-	238	432	257	68,077
HAMILTON	28	-	-	-	-	1	1	2	387	1,604	963	57	768	-	-	22	-	-	9	-	-	-	-	-	-	112	107	88	16,402
HARLAN	51	1	-	-	-	-	-	-	79	886	544	12	138	-	1	22	1	-	-	-	-	-	-	-	-	47	47	23	6,940
HAYES	79	-	-	-	-	-	-	-	20	172	408	3	27	-	2	-	-	-	-	-	-	-	-	-	1	46	3	22	2,577
HITCHCOCK	67	-	-	-	-	-	-	-	127	724	573	9	209	-	4	9	-	-	-	-	-	-	-	-	-	36	94	33	6,212
HOLT	36	14	-	-	-	-	-	-	305	2,044	2,335	112	230	-	5	97	6	-	17	-	-	-	-	-	-	165	175	61	19,734
HOOKER	93	4	-	-	-	-	-	-	51	138	204	1	-	-	4	-	-	-	-	-	-	-	2	-	-	34	18	21	1,645
HOWARD	49	1	-	-	-	-	-	-	87	1,410	760	69	268	-	2	73	-	1	7	-	-	-	-	-	-	109	70	50	11,669
JEFFERSON	33	22	2	-	-	1	1	-	184	1,113	877	14	620	-	5	43	6	3	3	-	-	-	-	-	-	144	96	90	13,229
JOHNSON	57	1	-	-	-	-	1	-	98	555	501	12	166	-	3	37	5	-	3	-	-	-	-	-	-	90	40	50	7,177
KEARNEY	52	-	-	-	-	1	-	-	110	1,284	697	51	790	-	-	29	1	-	3	-	-	-	-	-	-	83	91	72	12,347
KEITH	68	2	1	-	-	-	-	-	244	2,513	904	6	113	-	1	49	12	2	2	-	-	-	-	-	-	91	116	54	15,071
KEYA PAHA	82	8	-	-	-	-	-	-	15	248	349	-	-	-	-	-	-	-	-	-	-	-	-	-	-	40	2	4	2,015
KIMBALL	71	1	-	-	-	1	-	-	121	595	391	10	46	-	-	31	5	-	1	-	-	-	-	-	-	73	70	33	6,189
KNOX	12	22	-	-	-	-	-	-	179	1,584	1,184	37	80	-															



An Affirmative Action/Equal Employment Opportunity Agency